

unifrog



Introduction to Unifrog: KS3

What is Unifrog?

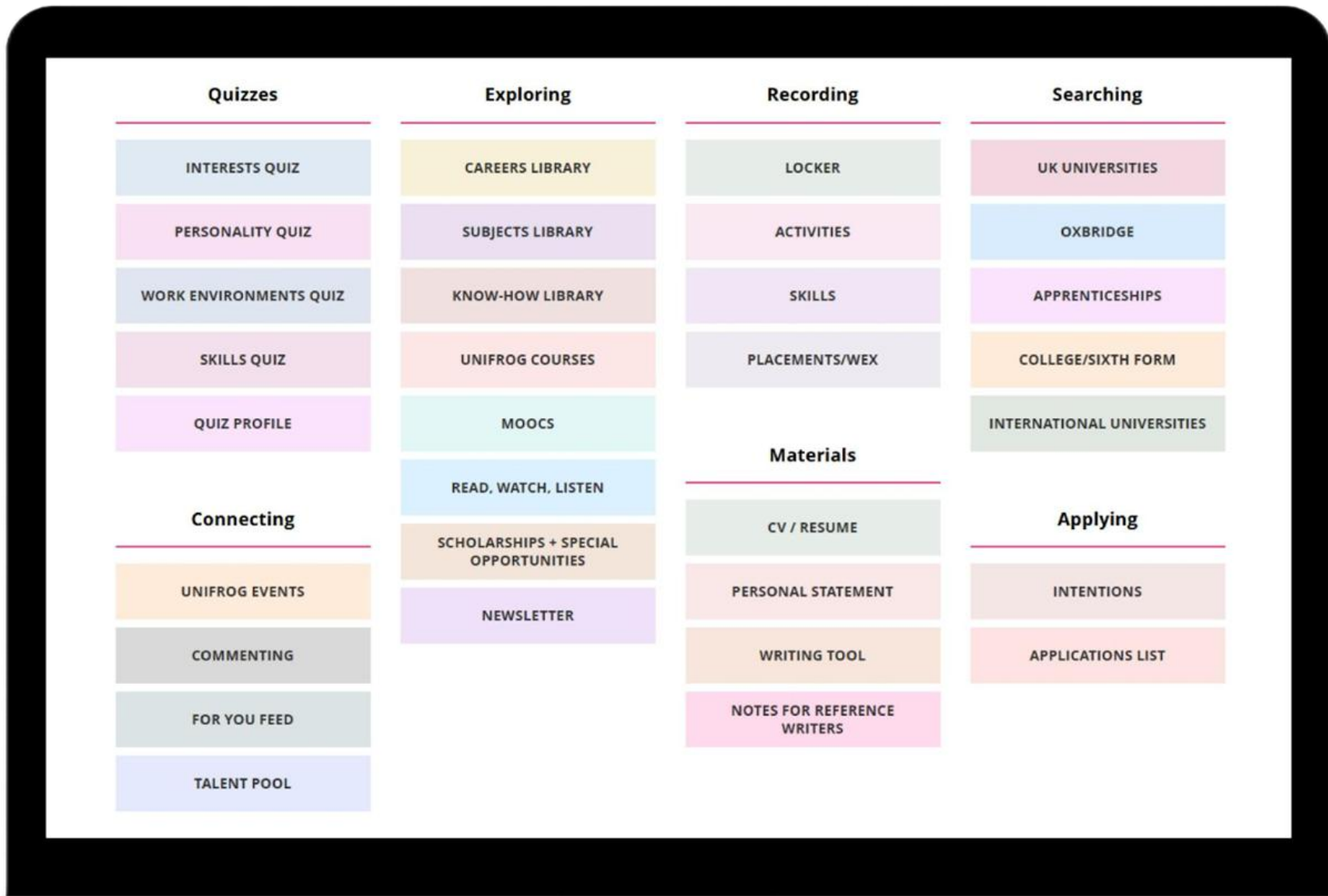
Unifrog is an online platform designed to support young people to make informed decisions about their futures.

They partner with schools to provide a range of online tools and lessons to help students explore their interests, find their best next step, and apply successfully.

The online platform is suitable for all students from Year 7 all the way up to Year 13 and beyond.

We're going to look at some of the tools suitable for each year group, and some of the opportunities available to students.





unifrog



Suggested tools for KS3

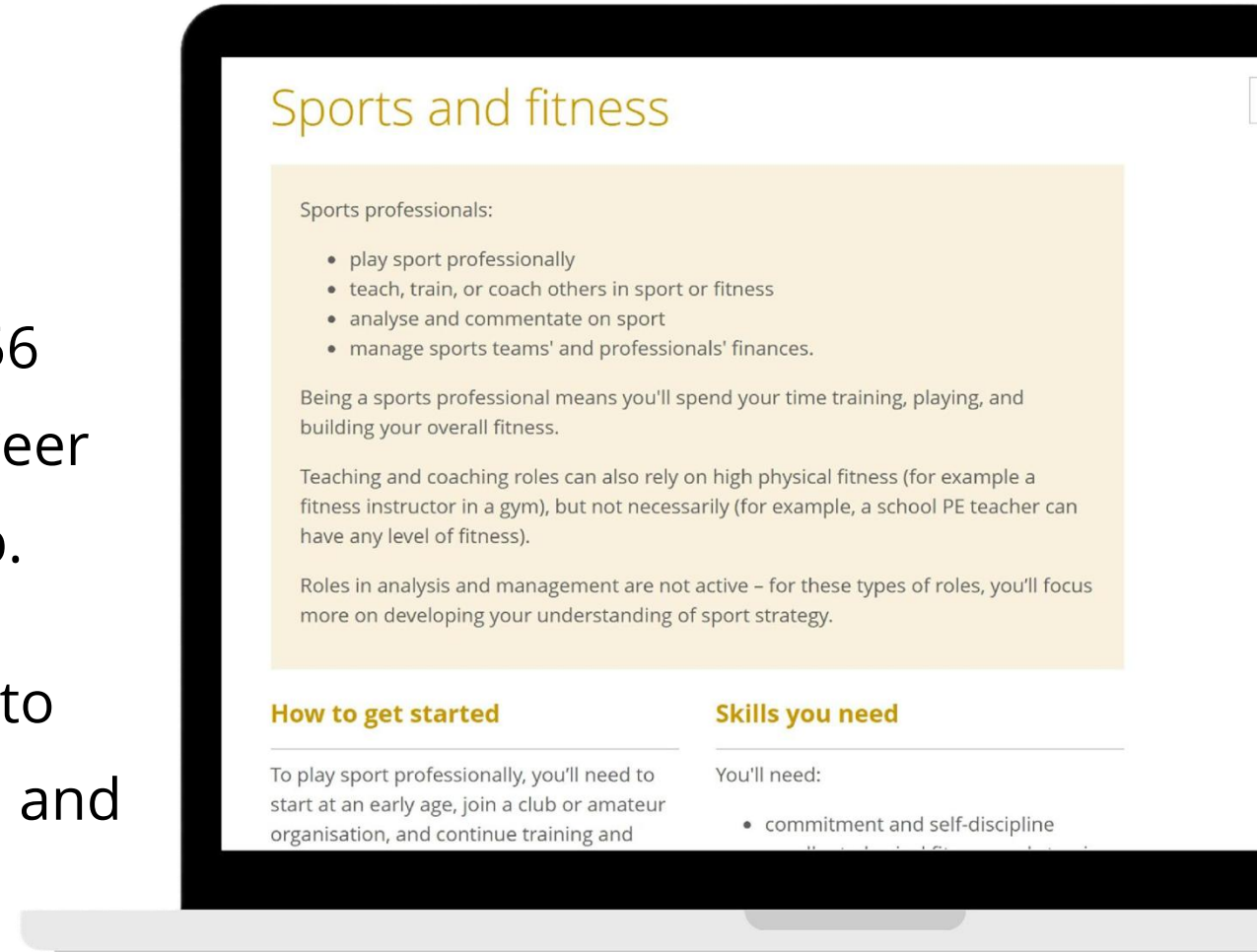
Unifrog makes tool suggestions based on students' ages and interests, as well as their experience with other schools. All students can explore all the tools available to our school.

The Career Sectors library

In KS3, exploring careers should be about discovering all the opportunities out there.

Unifrog has grouped its career profiles into 56 sector profiles to help students explore a career area without needing to focus on a single job.

Each profile includes a sector overview, how to get started, the skills you'll need, useful links, and up-to-date labour market information.

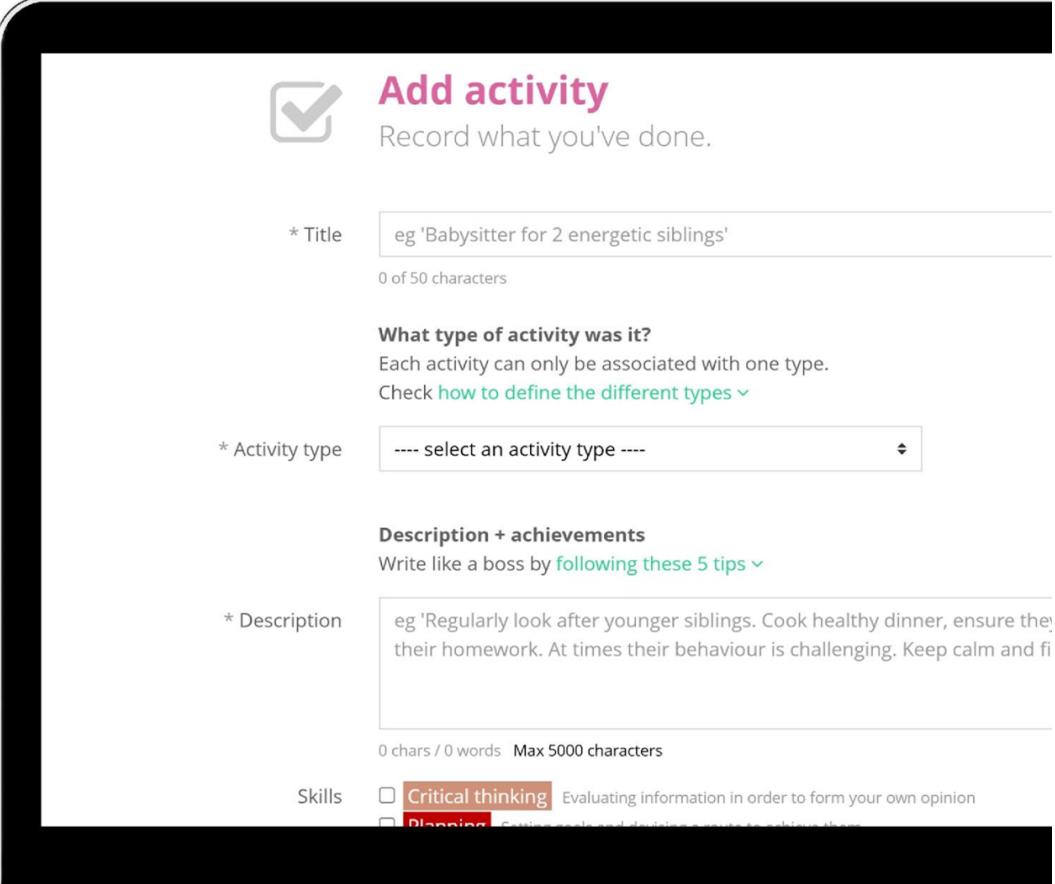


The Activities tool

Students can start building a portfolio of academic and extracurricular activities.

They can use this tool to record and remember all the great work they've been doing, whether in class, on a sports team, in private music lessons, volunteering, or something else.

They can also use their record to reflect on their journey so far to see what they're good at, what they like doing, and what they want to do next.



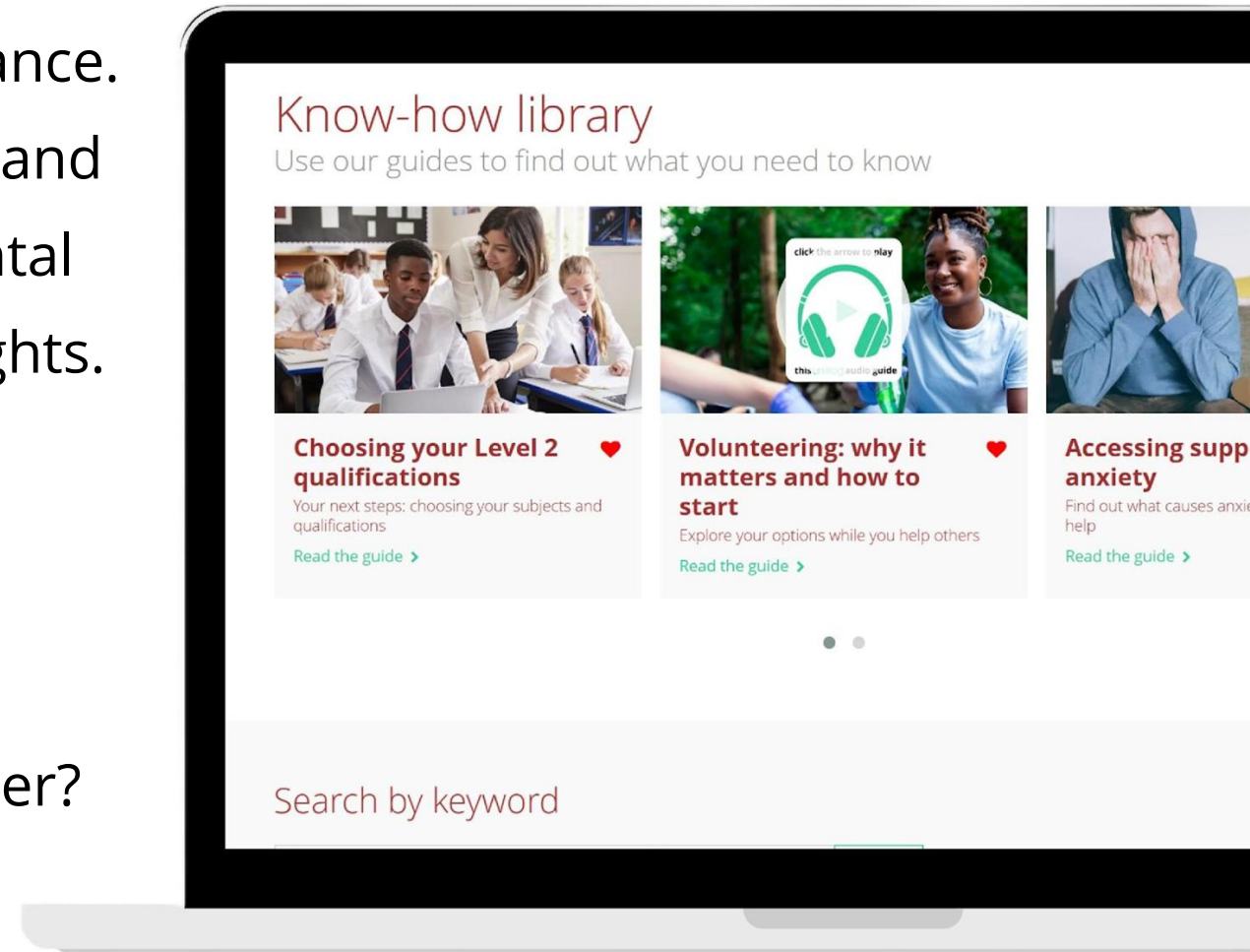
The screenshot shows the 'Add activity' form on a laptop screen. At the top left is a checkmark icon. The title 'Add activity' is in pink, with the subtitle 'Record what you've done.' below it. The form has three main sections: 1. Title: A text input field containing 'eg 'Babysitter for 2 energetic siblings'' with a character count of '0 of 50 characters'. 2. Activity type: A dropdown menu with the text '---- select an activity type ----'. 3. Description + achievements: A text input field containing 'eg 'Regularly look after younger siblings. Cook healthy dinner, ensure they their homework. At times their behaviour is challenging. Keep calm and fi'. Below the field is a character count '0 chars / 0 words Max 5000 characters'. At the bottom, there is a 'Skills' section with two checkboxes: 'Critical thinking' (checked) with the description 'Evaluating information in order to form your own opinion' and 'Planning' (unchecked) with the description 'Setting goals and devising a strategy to achieve them'.

The Know-how library

Sometimes, students need a little bit of guidance. The Know-how library is full of expert advice and guidance tackling a range of topics from mental health, to academic support, to industry insights.

Some of Unifrog's popular guides include:

- Get on the ladder: sport and fitness
- Skills: what are they and why do they matter?
- Understanding autism



unifrog



Suggested tools for KS3

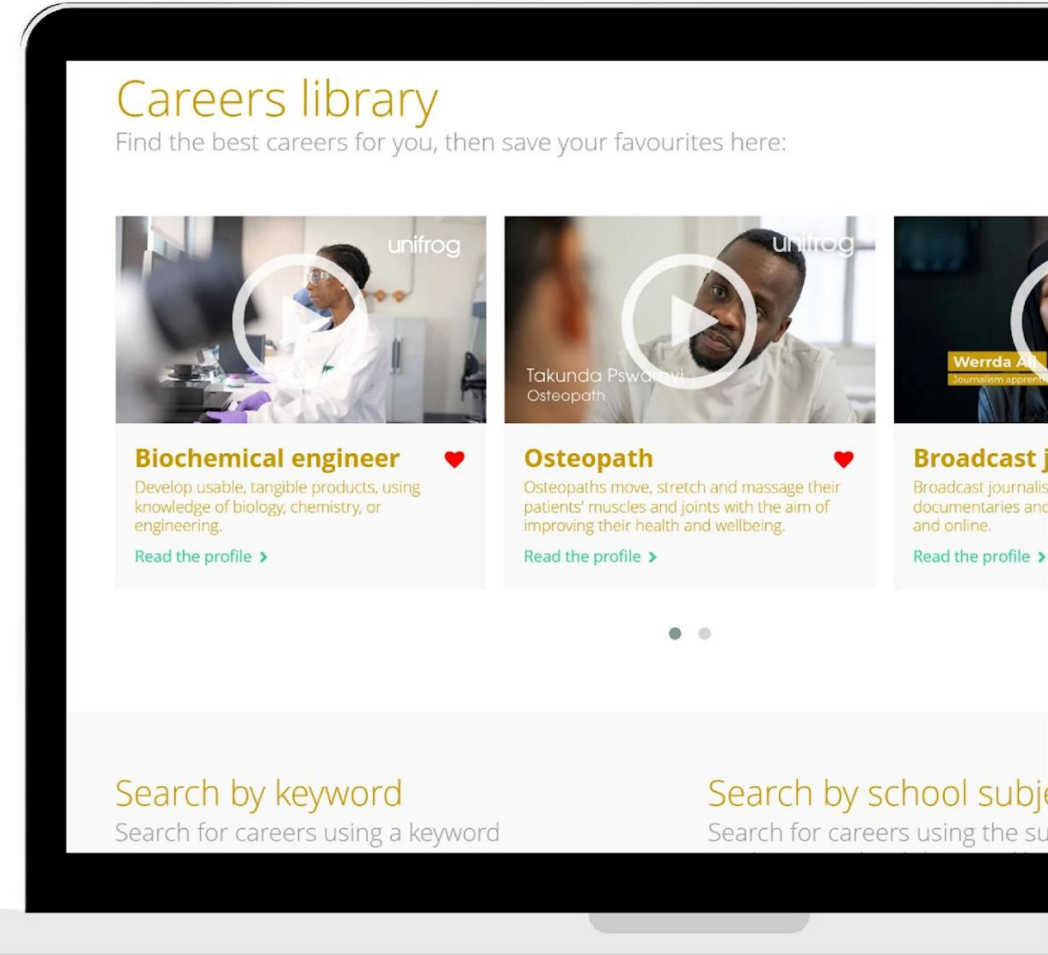
Unifrog makes tool suggestions based on students' ages and interests, as well as their experience with other schools. All students can explore all the tools available to our school.

The Careers library (Year 7 – 9)

Students can explore over 600 careers and read up on key details like:

- typical duties
- necessary skills and qualifications
- local and national labour market information

They can also watch videos with industry experts who share their own journeys and some of their favourite and least favourite parts of their jobs.

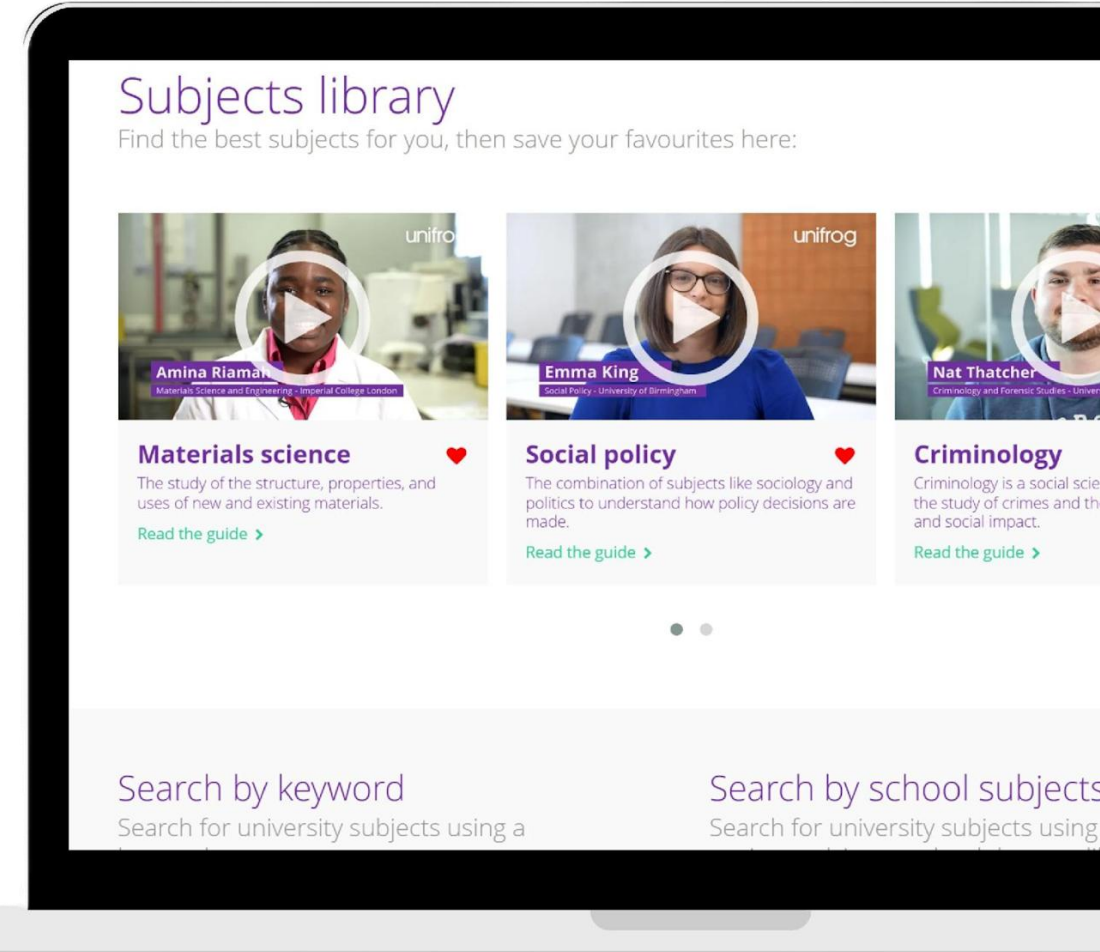


The Subjects library (Year 8 – 9)

Students can explore over 100 university-level subjects and read up on key details like:

- the top 10 related school subjects (to help them choose their level 3 subjects)
- recommendations for wider reading to develop their interest in the subject
- interesting facts, including cross-curricular topics

They can also watch videos with real students to find out what it means to study the subject.

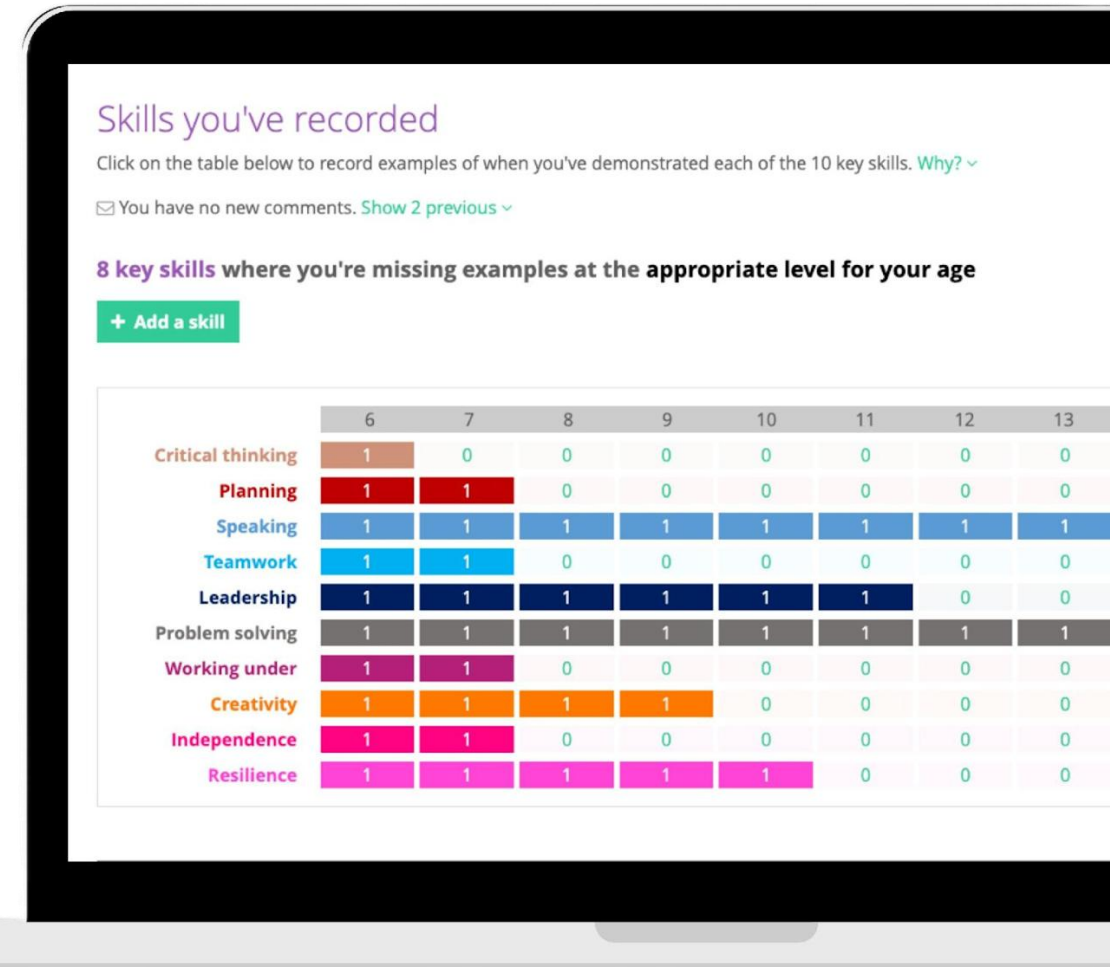


The Skills tool (Year 7 – 9)

Students can start building a portfolio of academic and extracurricular skills.

They can use this tool to help them record and remember all the great work they've been doing, whether in class, on a sports team, in private music lessons, volunteering, or something else.

They can use the related resources to learn how to build on their skills, and pull them straight through to their CV when they're ready to start applying.



unifrog



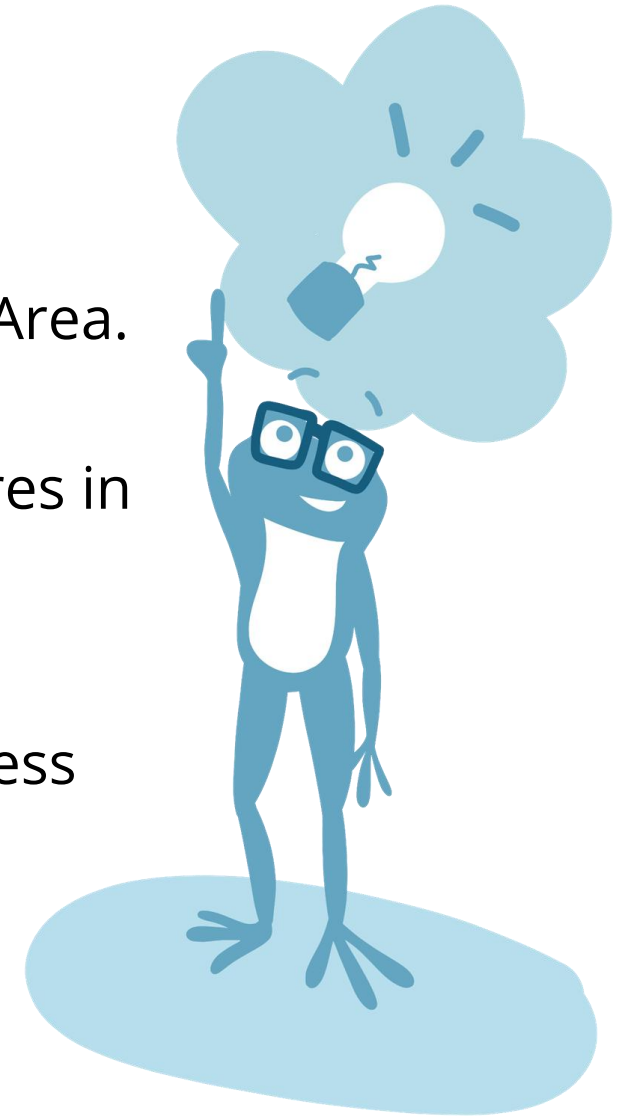
Important information

GDPR

GDPR is a regulation in EU law on data protection and privacy for everyone within the European Union and the European Economic Area.

Unifrog takes data security very seriously. They have several features in place to protect school and student data.

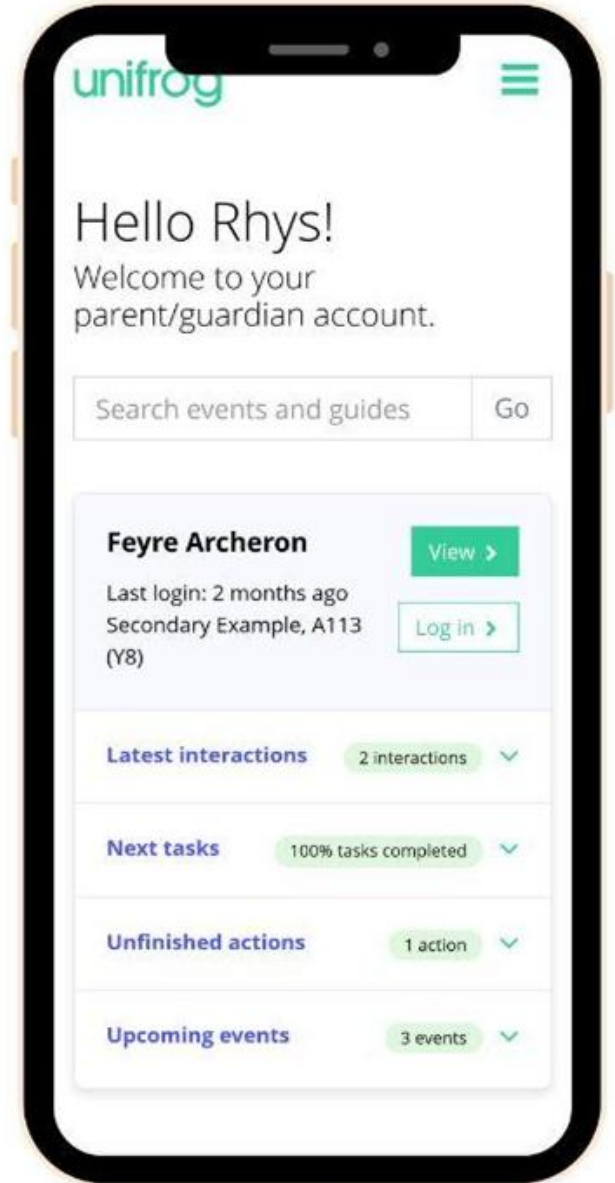
They only use EU data centres, have multiple firewalls, layered-access security, and more. Information on this can be found at unifrog.org/about#security.



Parents and caregivers: get signed up!

Why should students have all the fun?! You can create your own account to see key details about your child's Unifrog journey, and to access the tools in the same way students do!

Scan this QR code or go to www.unifrog.org/parent and create an account using your email address or single-sign on (i.e. signing in with Google or Microsoft).

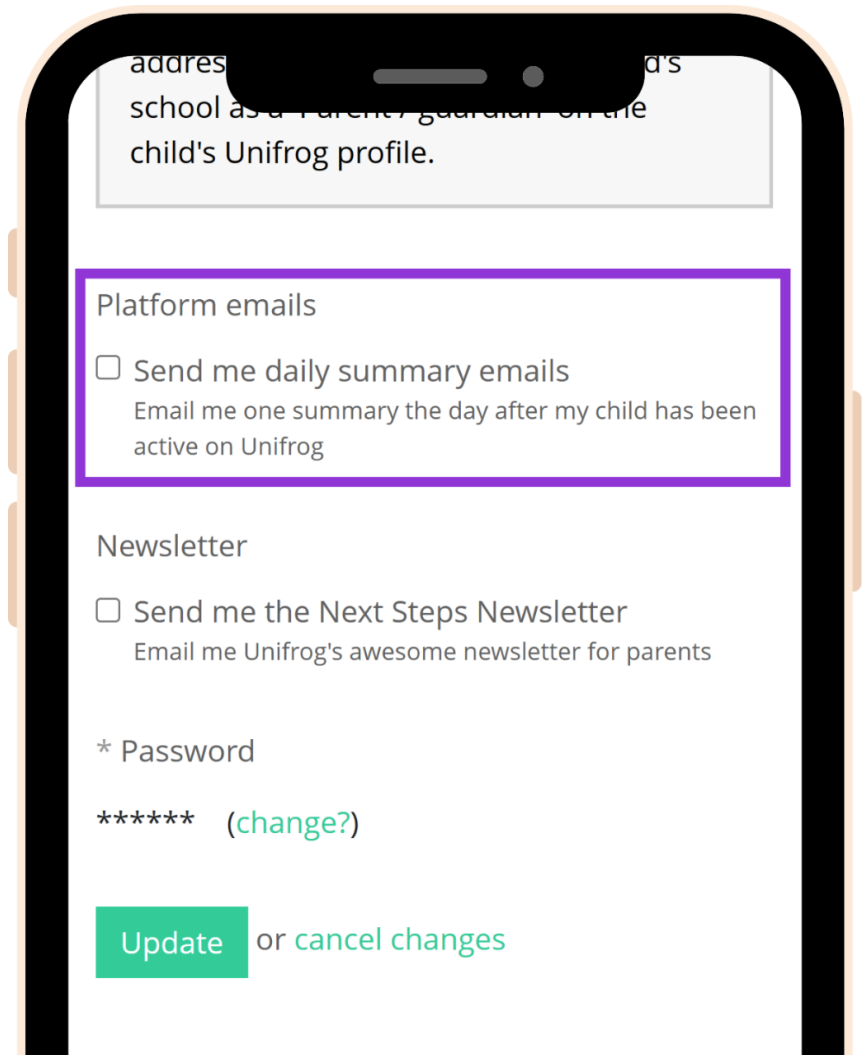


Weekly summary emails

Sign up to receive weekly summary emails of your child's progress on Unifrog.

You'll find out about any shortlists they've made and any interactions logged against them (i.e. upcoming careers fairs, one-to-ones, and so on).

You can sign up when you first create your account or at any time on the Settings menu.



One last thing...

You can keep up to date with the latest news and opportunities, along with Unifrog content just for parents, by signing up to the Next Steps Newsletter!

Once you create an account, you'll be asked to fill in your information and you'll have the chance to sign up by ticking the box next to 'Send me the Next Steps Newsletter'. You can also sign up anytime from your settings page.

